

HELP YOUR TREES THRIVE – AND BE WATER-EFFICIENT

Reduced grass watering may impact your trees

Water
COUNTS

CV Water Counts – a collaborative of the six local public water agencies – is working to help the Valley use water more efficiently.

We urge you to help your trees thrive and be water-efficient. They take years of care and watering to fully develop and cannot easily be replaced like grass, bushes and shrubs. Reduced watering on your grass may harm trees that depend on irrigation water.

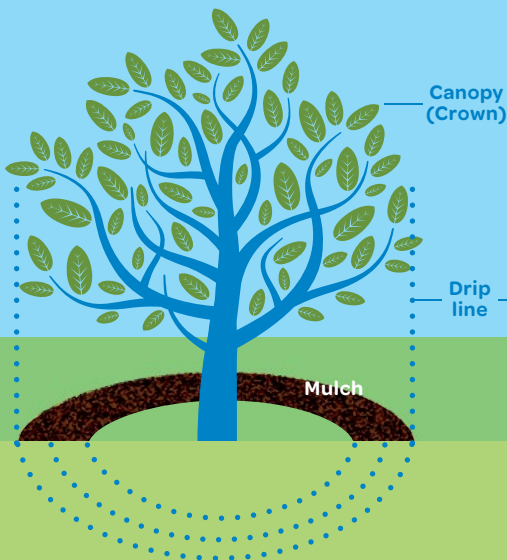
THINGS TO KNOW

“Two seasons without water can result in severe drought stress or even kill a tree.”

“Drought-stressed trees are more prone to damage from diseases and insects than non-stressed trees.”


Janet Hartin,
UC Cooperative Extension Advisor

TRY ONE OF THESE WATERING OPTIONS



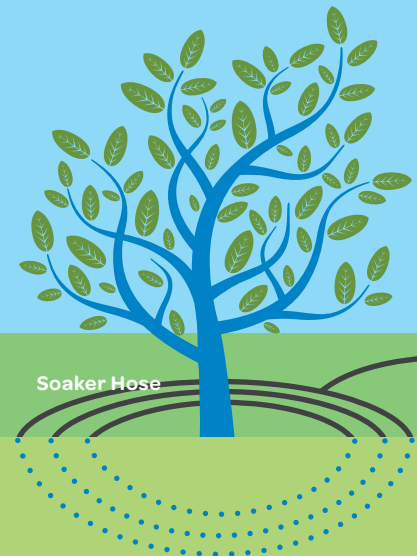
USE MULCH IN THE ROOT ZONE

Put mulch from the drip line to about 6 inches away from the trunk of the tree to help water absorb into roots slowly without evaporating.



DIG A TRENCH FOR MOISTURE

Under the drip line, dig a trench 6 inches away from the trunk to help absorb water slowly. Keep in mind that sandy soil needs to be irrigated with less water, more frequently. Trenching is not recommended for citrus trees because it may damage roots and cause infection.



DRENCH THE ROOTS

Pick up a soaker hose from your hardware store and lay it down in a spiral around the tree's root zone. The hose skin is porous and water will distribute over a larger area without using too much.

EVERY DROP
COUNTS!



VISIT US ONLINE
CVWaterCounts.com

THE TRIC SYSTEM: An Efficient Way to Keep Your Trees Thriving

Water
COUNTS

Try a Tree Ring!

WHAT IS THE TRIC SYSTEM?

Developed by UC Davis and the California Center for Urban Horticulture, a Tree Ring Irrigation Contraption (TRIC) is a unique, “do-it-yourself” method to keep your trees thriving.

WHAT YOU NEED

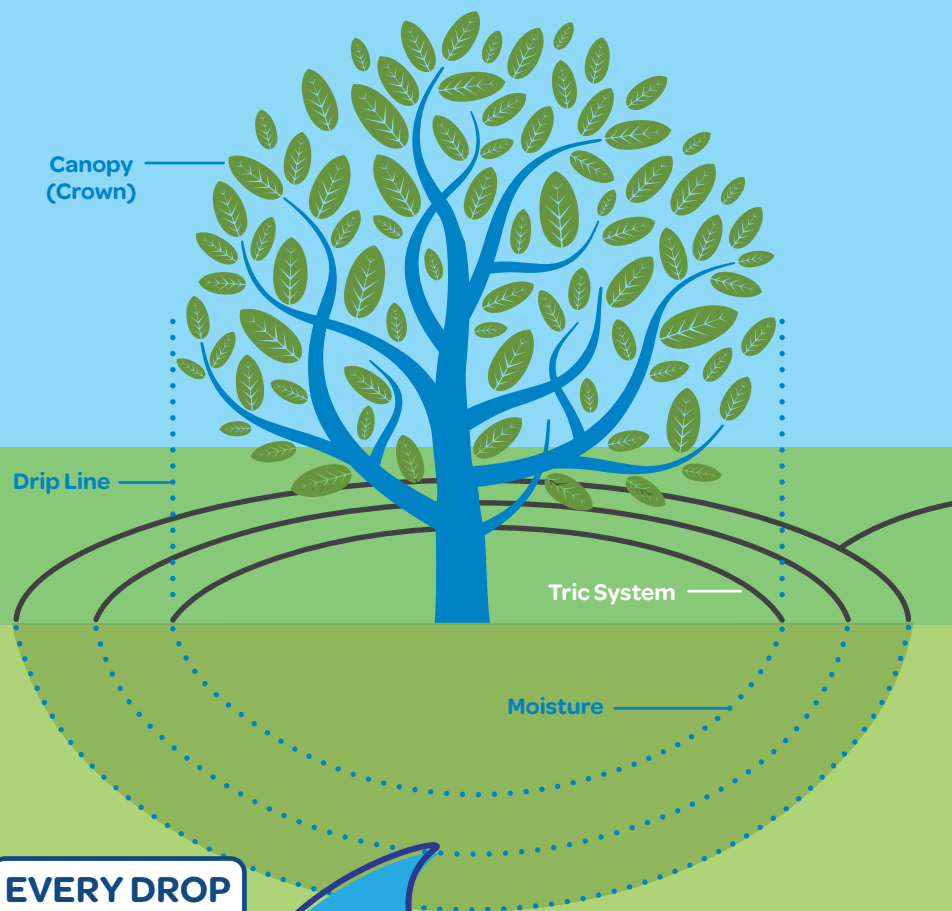
- Netafim (0.6 gph, 12” spacing) drip tube
- Hose water timer
- 1/2” PVC threaded cap
- 3/4” PVC threaded coupling
- 3/4” female thread to hose swivel adapter
- Barb to 1/2” male thread adapter
- Barb to 3/4” male thread adapter
- Filter (at least 120 mesh)
- 8” hold down metal wire stake for 1/2” drip tubing

A variety of factors, like temperature and soil type, affect how your tree should be watered. Reduced water on your grass may harm trees that depend on irrigation water. Be sure to water the tree’s root zone, and keep an eye out for drought stress.

For more details about the TRIC system, including how long to water your trees, visit CVWaterCounts.com/treetips.

HOW IT WORKS

1. 100 ft drip tubing is placed around tree, in 1 ft increments outside the drip line.
2. Tubing is connected to a water system using adapters, caps, and filters.
3. The Netafim drip tubing is used because it is pressure compensating, which eliminates the need to use a pressure regulator.
4. The timer will shut off water when the appropriate amount has been provided.



EVERY DROP COUNTS!



VISIT US ONLINE
CVWaterCounts.com