



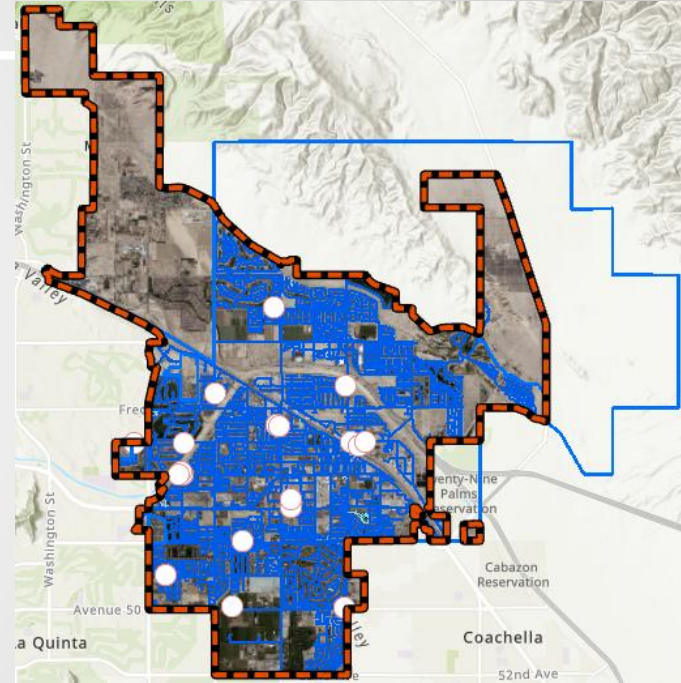
# AGENCY OVERVIEW



**Indio Water Authority**  
Your Water. Our Responsibility.

# IWA OVERVIEW

- Formed in 2000
- 5 member board
- 38 square miles



# IWA OVERVIEW

---

- 2020 Water Demands: 19,880 AF
- 90,000 Residents
- 24,920 Water Customer Accounts
- 100% Groundwater
- Average Consumption: 205 gallons/capita/day

# IWA SYSTEM OVERVIEW

- 345 Miles of 2" to 24" Transmission Pipelines
- 3,719 Fire Hydrants
- 7 Storage Tanks
- 6 Booster Pump Stations
- 20 Well Sites



# IWA RESPONSIBILITIES

---

- Water Operations and Asset Management
- Land Development and Engineering
- Conservation and Regional Planning
- Customer Service and Finance

# IWA RESPONSIBILITIES

- Regulatory Compliance
- Water Quality
- Fire Protection





# CONSERVATION


---

- Rebates
  - Turf removal
  - Irrigation
  - Indoor appliances
- AMI and Web portal



# FACILITY IMPROVEMENT PROGRAMS


- New Pipelines
- Pump Station Upgrades
- New Fire Hydrants
- Groundwater Wells
- Upgrades to Existing Infrastructure







[www.indiowater.org](http://www.indiowater.org)



**Indio Water Authority**  
Your Water. Our Responsibility.